


"Creating A Cleaner World"

through



JUBILEE

Environmental Products, LLC

406 S. Boulder, Suite 820
Tulsa, OK 74103
918-587-3948 (P)
918-295-9903 (F)
www.jep14.com

JEP-10

CITRUS BASED SOLVENT CLEANER

PATENTED DESIGN FEATURES

- Water Rinsable
- Environmentally Safe

PROFESSIONAL RECOMMENDATIONS

— Exercise caution if spraying to minimize overspray

EQUIPMENT LIST

- ✓ Solvent-compatible sprayer

SPECIFICATIONS

Appearance: Clear liquid

Odor: Citrus

Density (lbs/gal) (± 0.1 @20°C): 7.1

Refractive index (± 0.0020 @20°C): 1.4713

Solvent %: 96

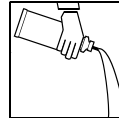
Flashpoint (TCC): Greater than 300°F

Stability (40°-120°F): Stable

Freeze/thaw stability: OK 3 cycles

Shelf life (Closed containers, 40°-120°F): 1 year minimum

DIRECTIONS



Wear all safety equipment recommended on MSDS sheet. Read all directions and cautions prior to beginning work.

This product is designed for "dry" or water rinse cleaning of all metals, glass, etc. If used on enameled or painted surfaces test first to determine that no surface change other than cleaning occurs. It is made from a unique natural extract solvent from citrus processing. It replaces harmful, environmentally dangerous, conventional petroleum hydrocarbon solvents such as mineral spirits, kerosene, aromatics, chlorinates, etc. It is rinsable with water leaving a very fresh fragrance.

Application
Floors
Machinery
Road Tar Removal
Automotive (under hood or carriage)
Drains
Refuse & Waste Containers




Dilution, if any
Concentrate to 3 parts water
Concentrate to 3 parts water
Concentrate to 3 parts water

Concentrate to 3 parts water
Concentrate to 3 parts water
Concentrate to 12 parts water

Dwell Time
5 minutes
5 minutes
5 minutes

10 minutes
60 minutes
3 minutes



Apply this product by wiping, pouring or spraying directly onto the surface. Let product penetrate and emulsify depending on the specific cleaning application. Wipe, water rinse or high pressure off with hot or cold water. When cleaning vertical surfaces, make sure to apply from the bottom to the top of the work and rinse from the top down.



Wear safety equipment recommended on MSDS, place wet floor signs and read all directions and cautions prior to beginning work.