


**“Creating A Cleaner World”**

through



**JUBILEE**

Environmental Products, LLC

406 S. Boulder, Suite 820  
Tulsa, OK 74103  
918-587-3948 (P)  
918-295-9903 (F)  
www.jep14.com

# JEP-6

## VEHICLE CLEANER

### PATENTED DESIGN FEATURES

- **Special detergent blend** — removes road film without heavy brushing
- **Excellent hard water tolerance** — enhances cleaning and rinsing properties
- **Will not harm** — factory applied vehicle finishes
- **Economical in use** — highly dilutable
- **USDA rating** — A-1

### PROFESSIONAL RECOMMENDATIONS

- **Use** the three-step method, which is effective for all applications
- Avoid cleaning hot vehicles. Cleaning solutions tend to dry fast and leave streaky residues. Park vehicle in shade if possible to cool before cleaning


### APPLICATION

Brushless vehicle cleaning detergent concentrate. Safe on all vehicle surfaces through mechanical cleaning devices with cold or hot water.


### SPECIFICATIONS

- Appearance:** Clear liquid  
**Odor:** Mild, characteristic  
**Density (lbs/gal)(±0.1 @20°C):** 8.65  
**pH (Conc.)(±0.5@20°C):** 12.7  
**Refractive index (±.0020@20°C):** 1.3438  
**Hard water tolerance (as ppm CaCO<sub>3</sub>):** >12000 ppm  
**Solvent %:** None  
**Flashpoint (TCC):** None  
**USDA rating:** A-1  
**Foam generation:** Moderate  
**Stability (40°-120°F):** Stable  
**Freeze/thaw stability:** OK, 3 cycles  
**Shelf life (closed containers, 40°-120°F):** 1 year minimum


### DIRECTIONS



Clean only cool vehicles; hot vehicles may streak. Set dilution control on pressure washer or manually dilute **JEP-6** 25:1 for removing heavy soil (5 oz. per gallon), or 40:1 for normal soil (3 oz. per gallon).



Divide vehicle into workable sections. Apply cleaning solution from the bottom up. Allow to work for a few minutes. **DO NOT ALLOW TO DRY.**



Adjust pressure washer to deliver water only. Apply high-pressure water to clean vehicle from bottom up.

Rinse vehicle thoroughly from the top down. Overlap cleaning areas to prevent missed areas. Repeat for entire vehicle.



Wear safety equipment recommended on MSDS and read all directions and cautions prior to beginning work.